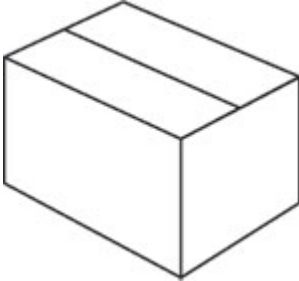


Aircraft Containers

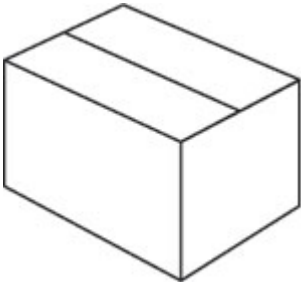
Container EO

ULD Type	EO	
Maximum External Dimensions*	L- 28" (71 cm) ; W- 18" (45 cm) ; H- 18" (45 cm)	
Maximum Gross Weight	150 lbs (68 kgs)	
Maximum Internal Volume*	5.25 cu.ft. (0.14 cu.m.)	
Tare Weight Allowance*	6 lbs (2 kgs)	
Aircraft Compatibility	777, 763, AB3, 762, 757, 737, S80, CR7, AT7, ER4, ATR, ERD, ER3, J41	

Only applicable for US Domestic Shipments

*May vary depending on manufacturer

Container EH

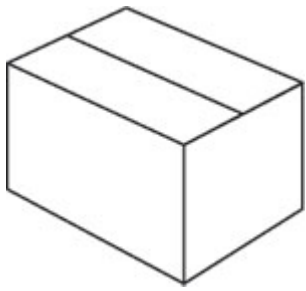
ULD Type	EH	
Maximum External Dimensions*	L- 36" (91 cm) ; W- 22" (55 cm) ; H- 22" (55 cm)	
Maximum Gross Weight	300 lbs (136 kgs)	
Maximum Internal Volume*	10 cu.ft. (0.28 cu.m.)	
Tare Weight Allowance*	10 lbs (4 kgs)	
Aircraft Compatibility	777 , 763 , AB3 , 762 , 757 , 737 , S80 , CR7 , AT7 , ER4 , ATR , ERD , ER3 , J41	

Only applicable for US Domestic Shipments

*May vary depending on manufacturer

Aircraft Containers


Container E

ULD Type	E	
Maximum External Dimensions*	L- 42" (106 cm) ; W- 29" (73 cm) ; H- 26" (66 cm)	
Maximum Gross Weight	300 lbs (136 kgs)	
Maximum Internal Volume*	17.9 cu.ft. (.5 cu.m.)	
Tare Weight Allowance*	18 lbs (8 kgs)	
Aircraft Compatibility	777 , 763 , AB3 , 762 , 757 , 737 , S80 , CRJ , AT7 , ER4 , ATR , ERD , ER3 , J41	

Only applicable for US Domestic Shipments

*May vary depending on manufacturer

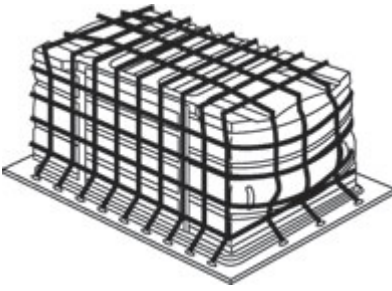
Container LD3

Rate Classification	8	
ULD Type	LD3	
Maximum External Dimensions*	L- 60" (152 cm) ; W- 79" (200 cm) ; H- 64" (162 cm)	
Maximum Internal Dimensions*	L- 57" (144 cm) ; W- 73" (185 cm) ; H- 58" (147 cm)	
Maximum Gross Weight	3,500 lbs (1,587 kgs) Exception: 3,200 lbs (1,451 kgs) when used on ABR or A300 aircraft	
Maximum Internal Volume*	153 cu.ft. (4.32 cu.m.)	
Tare Weight Allowance*	285 lbs (129 kgs)	
Door Opening Size	H- 58" (147 cm) ; W- 56" (142 cm)	
Aircraft Compatibility	777, 763, AB3, 762	

*May vary depending on manufacturer


Aircraft Containers

Container LD4

Rate Classification	7A	
ULD Type	LD4	
Maximum External Dimensions*	L- 60" (152 cm) ; W- 96" (243 cm) ; H- 64" (162 cm)	
Maximum Gross Weight	5,400 lbs (2,449 kgs)	
Tare Weight Allowance*	376 lbs (170 kgs)	
Aircraft Compatibility	763 , 762	

*May vary depending on manufacturer

Container LD8

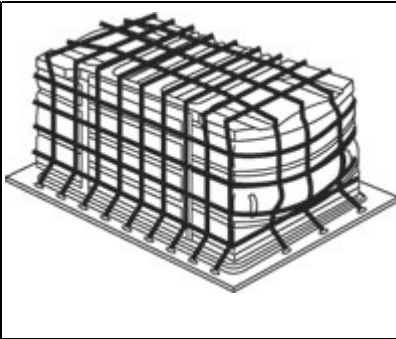
IATA Classification	6B	
AA Rate Classification	LD8	
Maximum External Dimensions*	L- 60" (152 cm) ; W- 125" (317 cm) ; H- 64" (162 cm)	
Maximum Internal Dimensions*	L- 57" (144 cm) ; W- 123" (312 cm) ; H- 58" (147 cm)	
Maximum Gross Weight	5,400 lbs (2,449 kgs)	
Maximum Internal Volume*	258 cu.ft. (7.30 cu.m.)	
Tare Weight Allowance*	400 lbs (181 kgs)	
Door Opening Size	H- 58" (147 cm) ; W- 90" (228 cm)	
Aircraft Compatibility	763, 762	

*May vary depending on manufacturer

Aircraft Containers

Container LD5

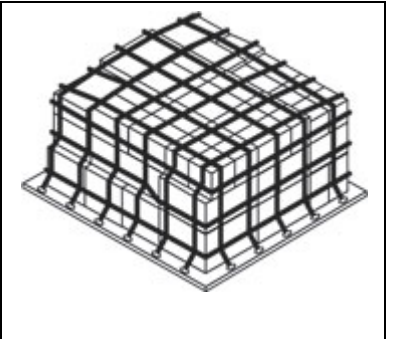
Rate Classification	6
ULD Type	LD5
Maximum External Dimensions*	L- 60" (152 cm) ; W- 125" (317 cm) ; H- 64" (162 cm)
Maximum Gross Weight	7,000 lbs (3,175 kgs)
Tare Weight Allowance*	507 lbs (229 kgs)
Aircraft Compatibility	777 , 763 , AB3



*May vary depending on manufacturer

Container LD7

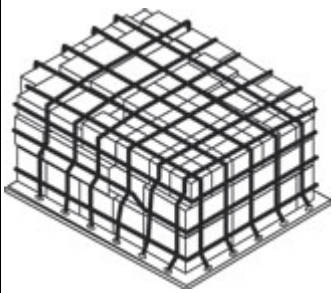
Rate Classification	5
ULD Type	LD7
Maximum External Dimensions*	L- 88" (223 cm) ; W- 125" (317 cm) ; H- 64" (162 cm)
Maximum Gross Weight	10,200 lbs (4,626 kgs)
Tare Weight Allowance*	660 lbs (229 kgs)
Aircraft Compatibility	777 , 763 , AB3



*May vary depending on manufacturer

Aircraft Containers

Container LD9

Rate Classification	2BG	
ULD Type	LD9	
Maximum External Dimensions*	L- 96" (243 cm) ; W- 125" (317 cm) ; H- 64" (162 cm)	
Maximum Gross Weight	11,100 lbs (5,034 kgs)	
Tare Weight Allowance*	260 lbs (117 kgs)	
Aircraft Compatibility	777 , 763	

*May vary depending on manufacturer